Free Guide Arms / Flexible Arms

Fixed Arms

■Features: By turning each of 3 movable sections freely and then fixing the dial, all movable sections can be fixed simultaneously.

For Magnetic Base Set P.2034

■Free Guide Arms

RoHS10

FRXGA (No.50) (No.80) (No.100, No.200)

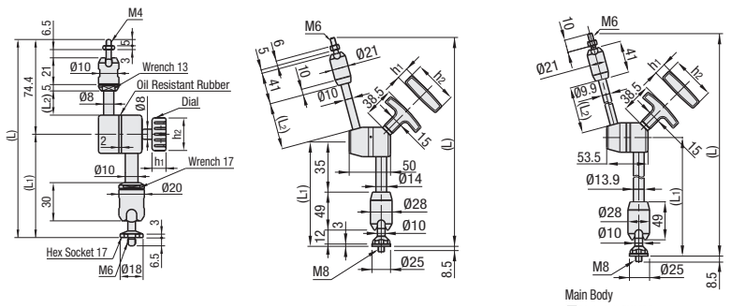

Main Body
M Material: SUM22
S Surface Treatment: Electroless Nickel Plating

Part Number Type	No.	(L)	(L1)	(L2)	h1	h2	M (Coarse)	Weight (g)	Allowable Load (N) (Ref.)	Unit Price 1 ~ 4 pc(s).	Volume Discount Rate 5 ~ 10 pcs.
FRXGA	50	155.5	81.1	19	11	26	M6	300	15		
	80	195	99	17.6	17	68	M8	700	30		
	100	272	145	62	15	56		800	24.5		
	200	432	228	142	17	68		950	17.6		

Use a washer when using with a magnet base. For sets, P.1754

For orders larger than indicated quantity, please check with WOS.

Ordering Example

Part Number
FRXGA100

■Allowable Load (N) (Ref.)

Supportable Loads are obtained by the arms horizontally held, and the loads placed. (Not guaranteed value)

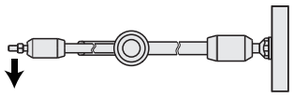

■Features: The arms can be adjusted with small forces. Suitable for mounting light objects such as lenses, lights, and sensors.

■Flexible Arms

RoHS10

FXGA

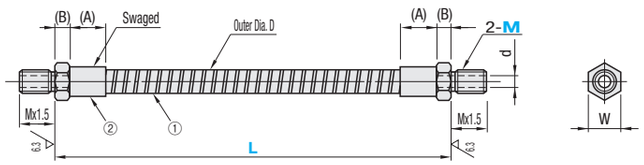

M Material ①Flexible Tube: Hard Steel Wire / Soft Steel Wire S Surface Treatment: Chrome Plating
②Crimped Part/Thread Part: C3604

M6 Screw is thin below the head. Handle with care when tightening.

Part Number Type	M (Coarse)	L Selection	d	(A)	(B)	D	W	Min. Bending Radius	Unit Price L100	L200	L300
FXGA	6	100 200 300	3	10	5	6	10	40			
	8	200 300	4	12		8	13	45	-		
	10		5	15		10	17	50	-		

Ordering Example

Part Number	-	L
FXGA6	-	100

Example

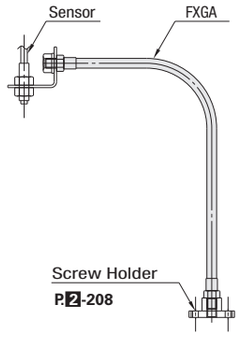

• **Allowable Load (Ref.)**
Supportable Loads are obtained by the Flexible Arm horizontally held, and the loads placed. (Not guaranteed value)

■Allowable Load (Ref.) Unit (g)

M \ L	100	200	300
6	200	120	50
8	-	150	80
10	-	250	130

Free Angle Arms

Screw Fastened, Wing Screw Fastened / Holders / Bases

■Features: Each joint can be angle adjusted freely, and number of joints (Units) can be specified as required.

■Screw Tightened

■Wing Screw Tightened

RoHS10

Part Number: Screw Tightened: Both Ends Threaded	End Holders	One End Threaded One End Holder	Wing Screw Tightened: Both Ends Threaded	End Holders	One End Threaded One End Holder	M Material	S Surface Treatment
FXMAA	FXMBB	FXMAB	FXCAA	FXCBB	FXCAB	SUS304	-
FXMBAA	-	FXMBAB	FXCBAA	-	FXCBAB		Black Chrome Plating

Part Number	M Material	Note: Screw Tightened	Wing Screw Tightened
①	SUS304	Sphere Dia. Ø12	Sphere Dia. Ø12
②			
③			
④		M5x20	M6x20
⑤		SLBNR5	SLBNR5
⑥		Spring Washer	Spring Washer
⑦		Press Formed Product	Press Formed Product

■Screw Tightened

FXMAA
FXMBAA
(Black Chrome Plating)

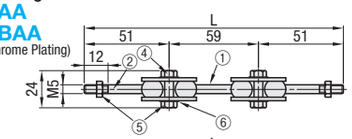

FXMBB

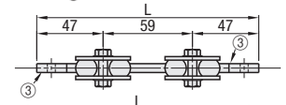

FXMAB
FXMBAB
(Black Chrome Plating)

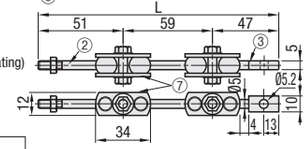

All drawings are for 1 unit.

*As the number of units increases, the number of parts ① ④ ⑥ and ⑦ increases by one (See the unit count example below).

■Wing Screw Tightened

FXCAA
FXCBAA
(Black Chrome Plating)

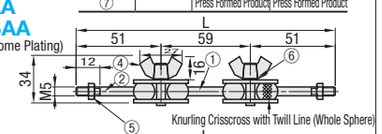

FXCBB

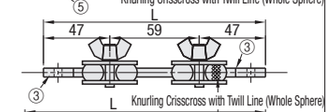

FXCAB
FXCBAB
(Black Chrome Plating)

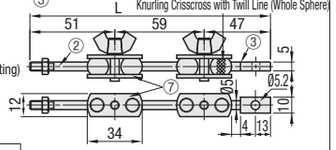

All drawings are for 1 unit.

*As the number of units increases, the number of parts ① ④ ⑥ and ⑦ increases by one (See the unit count example below).

When the knurled screw is moved, it may generate particles.

■Screw Tightened

Part Number	Number of Units	1	2	3	4	5	6	7	8	9
FXMAA	L Dimension	161	220	279	338	397	456	515	574	633
	Unit Price									
FXMBB	L Dimension	153	212	271	330	389	448	507	566	625
	Unit Price									
FXMAB	L Dimension	157	216	275	334	393	452	511	570	629
	Unit Price									

* For the price of Black Chrome Product, multiply unit price by 1.3.

Part Number	-	Number of Units
FXMAA	-	5

■Wing Screw Tightened

Part Number	Number of Units	1	2	3	4	5	6	7	8	9
FXCAA	L Dimension	161	220	279	338	397	456	515	574	633
	Unit Price									
FXCBB	L Dimension	153	212	271	330	389	448	507	566	625
	Unit Price									
FXCAB	L Dimension	157	216	275	334	393	452	511	570	629
	Unit Price									

* For the price of Black Chrome Product, multiply unit price by 1.3.

■Unit Count Example

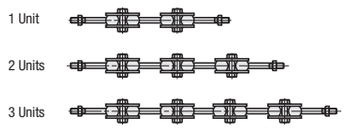

■Allowable Load (Ref.) (N)

Surface Treatment	Fastener Type: Screw Tightened	Wing Screw Tightened
-	7.7	14
Black Chrome Plating	8.4	15.4

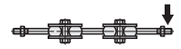

Retention force values when loaded with 1 arm unit is oriented as shown and screw tightened at 5.5Nm (5.0Nm for wing screw). (Not guaranteed values.)

After the 2nd unit, apply 0.7 coefficient to the allowable load per each additional unit.

■Holders for Free Angle Arms

RoHS10

FXH

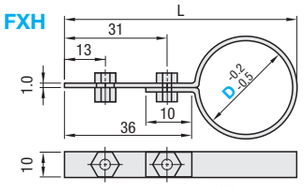

M Material:SUS304

Part Number Type	D	L	Accessory	Unit Price
FXH	12	50	Bolt Nut	
	16	54		
	25	63		
	32	70		
	40	78		

Example

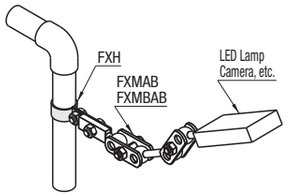

This can be mounted on Holder section (Part No.3) without rotating. Can be freely mounted on cabinets, etc.

■Bases for Free Angle Arms

RoHS10

FXMHA (Through Hole) **FXMHB** (Counterbore)

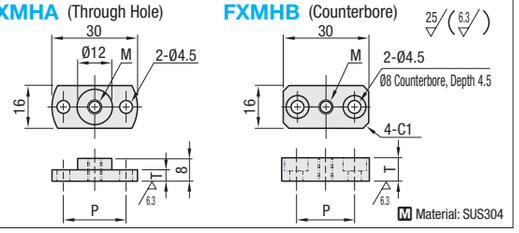

M Material: SUS304

Part Number	M	T	P	Mass (g)	Unit Price
FXMHA	5	4	22	200	
FXMHB		8	20	280	

Ordering Example

Part Number
FXH25 FXMHA
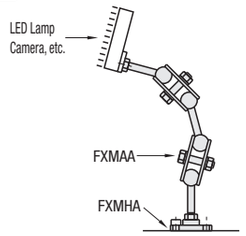
Example