


Cable Carriers

Compact Type



Type	Main Body		Mounting Bracket	
	M Material	S Surface Treatment	M Material	S Surface Treatment
Cable Carrier + Mounting Bracket	MHPKS	Nylon 6 + Glass Fiber 20% (Operating Temperature -10 ~ 80°C) Flammability Standard UL94-HB Equivalent	SPCC	Trivalent Bright Chromate Plating

External Dimension Diagram: S (Stroke), S/2, R (Bending Radius), Moving End, Fixed End, Link Pitch P, l, H, B.

Cross Section View: A, B, C, W.

RoHS10

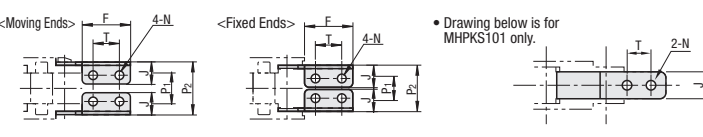
<No101> <No202-No206>

The above is a drawing of Cable Carrier assembled with 10 links and mounting brackets.

<Cautions>

- Cable Carrier (10 Links and 1 Link) and mounting brackets are not assembled together at the time of delivery. Link connection and brackets assembly are required for use.
- Install the mounting bracket fixed end on the lower side, and moving end on the upper side. (Refer to the Positional Relationship in External Dimension Diagram)
- Mounting bracket shape varies depending on size.

Drawing below is for MHPKS101 only.



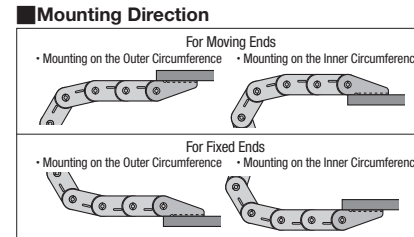
Part Number	Bending Radius Selection	Number of Links	Mounting Direction *	Cable Carrier Dimensions											Mounting Dimensions				H (Mounting Height)	H ₁	HF (Required Physical Height)	K (Arc + Margin)	Weight per Meter (kg) (Reference)
				A	B	C	W	P	l	F	T	J	N	Moving End P ₁	Fixed End P ₂	P ₁	P ₂						
MHPKS (Cable Carrier + Mounting Brackets)	101	19	5-25	A	9	12	9	16	20	18	-	8	9	3.2	-	-	-	-	50	38	62	109.7	0.105
		30	6-34		16	20	18	26	25	30	20	10	10	4.5	12.4	24.4	10.4	22.4	80	60	95	144.2	
	202	45	8-36		16	20	18	26	25	30	20	10	10	4.5	12.4	24.4	10.4	22.4	110	90	125	191.3	0.222
		30	6-34		16	20	24	32	25	30	20	10	10	4.5	18.4	30.4	16.4	28.4	80	60	95	144.2	
	203	45	8-36		16	20	24	32	25	30	20	10	10	4.5	18.4	30.4	16.4	28.4	110	90	125	191.3	0.24
		30	6-34		16	22	29	43	32	43	32	18	14	5.8	23.6	39.6	20	36	98	76	118	179.3	
	204	50	7-32		16	22	29	43	32	43	32	18	14	5.8	23.6	39.6	20	36	122	100	142	217	0.45
		38	6-31		16	22	44	59	32	43	32	18	14	5.8	39.6	55.6	36	52	98	76	118	179.3	
	206	38	6-31		16	22	44	59	32	43	32	18	14	5.8	39.6	55.6	36	52	122	100	142	217	0.51
		50	7-32		16	22	44	59	32	43	32	18	14	5.8	39.6	55.6	36	52	122	100	142	217	

Part Number	Bending Radius Selection	Number of Links	Mounting Direction *	Unit Price	
				Cable Carrier + Mounting Bracket (One Link Unit Price x Number of Links) + Mounting Bracket Price	
MHPKS (Cable Carrier + Mounting Brackets)	101	19	5-25	A	
		30	6-34		
	45	8-36			
	30	6-34			
	45	8-36			
	38	6-31			
204	50	7-32			
	38	6-31			
206	38	6-31			
	50	7-32			

<Cautions on Model Selection>

- A Cable Carrier and suitable Mounting Brackets (Moving Ends x1 set, Fixed Ends x1 set) are in a set.
- Please note that part number varies depending on outer/inner circumference mounting.

Ordering Example: Part Number - Bending Radius - Number of Links - Mounting Direction
MHPKS203 - 30 - 18 - A

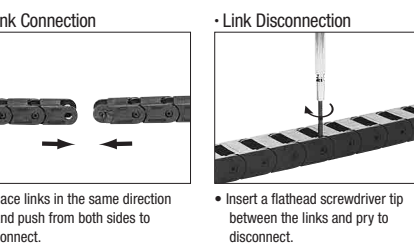


In the case of new designs, there may be a possibility that carrier links run short. It is recommended that links are selected longer by one or two links, and are adjusted (removed) at the time of installing (removing) device.

* Mounting Bracket Structural Components


No.	Mounting Direction	Mounting Bracket Structural Components For Moving Ends	Mounting Bracket Structural Components For Fixed Ends
101	S (Common to Mounting on the Outer and Inner Circumferences)	Common to Mounting on the Outer and Inner Circumferences	Common to Mounting on the Outer and Inner Circumferences
202-206	A	Mounting on the Outer Circumference	Common to Mounting on the Outer and Inner Circumferences
	B	Mounting on the Inner Circumference	Common to Mounting on the Outer and Inner Circumferences

Link Connection and Disconnection



Cable Carriers

Flap Open-Close Type



Type	Main Body		Mounting Bracket	
	M Material	S Surface Treatment	M Material	S Surface Treatment
Cable Carrier + Mounting Bracket	MHPUS	Nylon 6 + Glass Fiber 20% (Operating Temperature -10 ~ 80°C) Flammability Standard UL94-HB Equivalent	SPCC	Trivalent Bright Chromate Plating

External Dimension Diagram: S (Stroke), S/2, R (Bending Radius), Moving End, Fixed End, Link Pitch P, l, H, B, W.

Cross Section View: A, B, C, W.


RoHS10

Only the bracket for MHPUS102 is SUS304 and has no surface treatment.

<Cautions>

- Cable Carrier (10 Links and 1 Link) and mounting brackets are not assembled together at the time of delivery. Link connection and brackets assembly are required for use.
- Install the mounting bracket fixed end on the lower side, and moving end on the upper side. (Refer to the Positional Relationship in External Dimension Diagram)
- Mounting bracket shape varies depending on size.

Drawing below is for MHPUS102 only.



Part Number	Bending Radius Selection	Number of Links	Mounting Direction *	Cable Carrier Dimensions											Mounting Dimensions				H (Mounting Height)	H ₁	HF (Required Physical Height)	K (Arc + Margin)	Weight per Meter (kg) (Reference)	
				A	B	C	W	P	l	F	T	J	N	Moving End P ₁	Fixed End P ₂	P ₁	P ₂							
MHPUS (Cable Carrier + Mounting Brackets)	102	19	5-23	A	9	12	20	27	20	30	22	12	10	10	4.5	-	-	-	-	50	38	65	99.7	0.12
		25	6-34		14	20	14	26	25	30	20	10	10	4.5	9.8	21.8	8	20	70	50	85	128.5		
	202	30	6-34		14	20	14	26	25	30	20	10	10	4.5	9.8	21.8	8	20	80	60	95	144.2	0.25	
		45	8-36		14	20	20	32	25	30	20	10	10	4.5	15.8	27.8	14	26	110	90	125	191.3		
	203	30	6-34		14	20	20	32	25	30	20	10	10	4.5	15.8	27.8	14	26	80	60	95	144.2	0.26	
		45	8-36		14	20	20	32	25	30	20	10	10	4.5	15.8	27.8	14	26	110	90	125	191.3		
	204	38	6-36		14	22	20	40	32	43	32	18	14	5.8	17.4	33.4	14	30	98	76	118	179.3	0.5	
		50	7-37		14	22	20	40	32	43	32	18	14	5.8	17.4	33.4	14	30	122	100	142	217		
	206	38	6-36		14	22	40	60	32	43	32	18	14	5.8	37.4	53.4	34	50	98	76	118	179.3	0.56	
		50	7-37		14	22	40	60	32	43	32	18	14	5.8	37.4	53.4	34	50	122	100	142	217		
306	50	6-38	24	34	44	60	45	60	40	24	20	7	35.6	55.6	32	52	134	100	160	257	0.64			
	100	10-42	24	34	44	60	45	60	40	24	20	7	35.6	55.6	32	52	234	200	260	414				
408	50	6-38	24.5	40	58	78	45	60	40	24	22	7	44	72	40	68	140	100	170	257	1.1			
	75	8-40	24.5	40	58	78	45	60	40	24	22	7	44	72	40	68	190	150	220	335.5				
412	100	10-42	24.5	40	58	78	45	60	40	24	22	7	44	72	40	68	240	200	270	414	1.3			
	75	9-41	24.5	40	97	117	45	60	40	24	22	7	83	111	79	107	140	100	170	257				

Part Number	Bending Radius Selection	Number of Links	Mounting Direction *	Unit Price	
				Cable Carrier + Mounting Bracket (One Link Unit Price x Number of Links) + Mounting Bracket Price	
MHPUS (Cable Carrier + Mounting Brackets)	102	19	5-23		
		25	6-34		
	202	30	6-34		
		45	8-36		
	203	30	6-34		
		45	8-36		
	204	38	6-36		
		50	7-37		
	206	38	6-36		
		50	7-37		
306	50	6-38			
	100	10-42			
408	50	6-38			
	75	8-40			
412	100	10-42			
	75	9-41			

<Cautions on Model Selection>

- A Cable Carrier and suitable Mounting Brackets (Moving Ends x1 set, Fixed Ends x1 set) are in a set.
- Please note that part number varies depending on outer/inner circumference mounting.

Ordering Example: Part Number - Bending Radius - Number of Links - Mounting Direction
MHPUS408 - 50 - 25 - A

