Heat Insulating Plates

High Strength Grade, High Temperature Resistant Grade

■High Strength ■High Temp. Resistant

RoHS10

Type	Tolerance Selection	Dim. Tolerance of A and B	Grade	Color	Operating Ambient Temperature
HIPYA	Not Specified	+1.0 0	High Strength	Brown	Room Temp. ~ 180°C
	P	±0.3			
HIPLA	Not Specified	+1.0 0	High Temp. Resistance	White	-80°C~ 400°C
	P	±0.3			

Properties and Machining Conditions P.1675

Standard **With Holes**

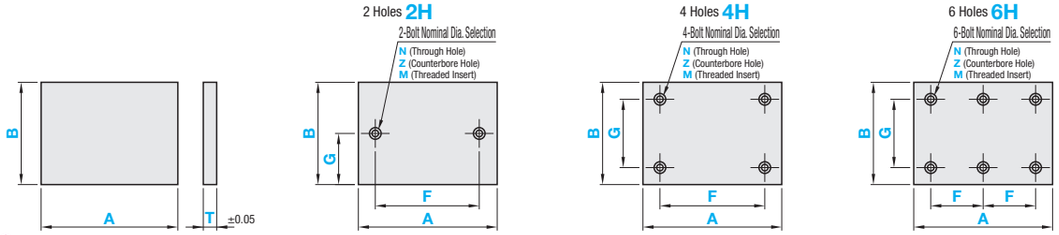

A≥B

■Standard

Part Number Type	Tolerance Selection	1mm Increment A	1mm Increment B	Selection T
HIPYA HIPLA	Not Specified	20~800	20~600	3 5 10 15
	P	20~200	20~200	5 10

Hole Machining Detail

N (Through Hole) Z (Counterbore Hole) M (Threaded Insert)

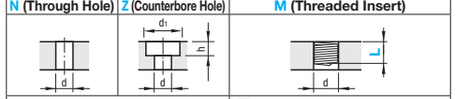

Bolt Nominal Dia.	3	4	5	6	8	10
d	3.5	4.5	5.5	6.5	9	11
d1	-	8	9.5	11	14	-
h	-	5	6	7	9	-

■Table 1

Bolt Nominal Dia.	3	4	5	6	8	10
d	3.5	4.5	5.5	6.5	9	11
L	3 4.5 6	4 6 8	5 7.5 10	6 9 12	8 12 -	10 15 -

Ordering Code (Ex.) M4-L6

L≤T-1

For details of Threaded Insert HLTS,P.271See

When L+5<T, machined holes will be blind ones.

■With Holes

Part Number Type	Tolerance Selection	Number of Holes	1mm Increment A	1mm Increment B	Selection T	0.5mm Increment F	0.5mm Increment G	Bolt Hole Nominal Dia. Selection: Through Hole N	Counterbore Hole Z	Threaded Insert M	L
HIPYA HIPLA	Not Specified	2H 4H 6H	20~800	20~600	3	9~791 (2H, 4H Type) 9~395 (6H Type)	5~595 (2H) 9~591 (Other than 2H)	3 4 5 6 8 10	-	-	-
					5				-	3 4	Select from Table 1
					10				4 5 6	3 4 5 6 8	
					15				4 5 6 8	3 4 5 6 8 10	
	P		20~200	20~200	5	9~191 (2H, 4H Type) 9~95 (6H Type)	5~195 (2H) 9~191 (Other than 2H)		-	3 4	
					10				4 5 6	3 4 5 6 8	

F Dimension Range: For 2H and 4H, d(d1)+5≤F≤A-d(d1)-5; for 6H, d(d1)+5≤F≤A/2-d(d1)/2-2.5.

G Dimension Range: For 2H, d(d1)/2+2.5≤G≤B-d(d1)/2-2.5; for 4H and 6H, d(d1)+5≤G≤B-d(d1)-5.
(d for through hole and threaded insert, d1 for counterbore)

For Hole Type, select N (through hole), Z (counterbore hole), or M (threaded insert) and L (insert length).

Ordering Example

■Standard

Part Number - A - B - T

HIPYA - 300 - 222 - 10
HIPYAP - 200 - 100 - 5

■With Holes

Part Number - A - B - T - F - G - Bolt Nominal Dia. - L

HIPYA2H - 200 - 170 - 15 - F100 - G70 - N8
HIPYA2H - 300 - 185 - 10 - F150 - G80 - M5 - L7.5

Alterations

Part Number - A - B - T - F - G - Bolt Nominal Dia. - (XC, YC, ZC)

HIPYA4H - 100 - 100 - 10 - F60 - G70 - Z4 - XC10
HIPYA - 100 - 100 - 5 - ZC10-H40-J50

Alterations	Hole Position from Left	Hole Position from Bottom	Slot Hole
Code	XC	YC	ZC
Spec.	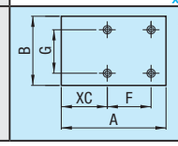 XC=1 mm Increment 5≤XC≤786 (2H, 4H Type) d(d1)/2+2.5≤XC≤A-F-d(d1) / 2-2.5 (6H Type) d(d1)/2+2.5≤XC≤A-2F-d(d1) / 2-2.5	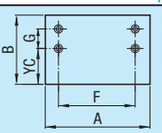 YC=1mm Increment 5≤YC≤586 d(d1)/2+2.5≤YC≤B-G-d(d1) / 2-2.5 Not applicable to 2H Type.	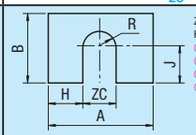 ZC=5mm Increment H, J=1mm Increment 10≤ZC≤120 10≤H≤A-ZC-5 0≤J≤B-(ZC/2)-5 When Hole Type is specified, 5mm or more is required for the distance between hole and slot hole to be .

■Standard Type Unit Price (HIPYA, HIPLA) The prices of HIPYAP and HIPLAP are Standard Type Unit Price plus Torelance Selection Charge.

Part Number	T	A	Unit Price HIPYA Qty. 1 ~ 50 B: 20~50	51~100	101~150	151~200	201~250	251~300	301~350	351~400	401~450	451~500	501~550	551~600	Unit Price HIPLA Qty. 1 ~ 50 B: 20~50	51~100	101~150	151~200	201~250	251~300	301~350	351~400	401~450	451~500	501~550	551~600
HIPYA HIPLA	3	20~ 50		-	-	-	-	-	-	-	-	-	-	-		-	-	-	-	-	-	-	-	-	-	-
		51~100			-	-	-	-	-	-	-	-	-	-			-	-	-	-	-	-	-	-	-	-
		101~150				-	-	-	-	-	-	-	-	-				-	-	-	-	-	-	-	-	-
		151~200					-	-	-	-	-	-	-	-					-	-	-	-	-	-	-	-
		201~250						-	-	-	-	-	-	-						-	-	-	-	-	-	-
		251~300							-	-	-	-	-	-							-	-	-	-	-	-
		301~350								-	-	-	-	-								-	-	-	-	-
		351~400									-	-	-	-									-	-	-	-
		401~450										-	-	-										-	-	-
		451~500											-	-											-	-
		501~550												-												-
		551~600																								
		601~650																								
		651~700																								
		701~750																								
		751~800																								
	5	20~ 50		-	-	-	-	-	-	-	-	-	-	-		-	-	-	-	-	-	-	-	-	-	-
		51~100			-	-	-	-	-	-	-	-	-	-			-	-	-	-	-	-	-	-	-	-
		101~150				-	-	-	-	-	-	-	-	-				-	-	-	-	-	-	-	-	-
		151~200					-	-	-	-	-	-	-	-					-	-	-	-	-	-	-	-
		201~250						-	-	-	-	-	-	-						-	-	-	-	-	-	-
		251~300							-	-	-	-	-	-							-	-	-	-	-	-
		301~350								-	-	-	-	-								-	-	-	-	-
		351~400									-	-	-	-									-	-	-	-
		401~450										-	-	-										-	-	-
		451~500											-	-											-	-
		501~550												-												-
		551~600																								
		601~650																								
		651~700																								
		701~750																								
		751~800																								
	10	20~ 50		-	-	-	-	-	-	-	-	-	-	-		-	-	-	-	-	-	-	-	-	-	-
		51~100			-	-	-	-	-	-	-	-	-	-			-	-	-	-	-	-	-	-	-	-
		101~150				-	-	-	-	-	-	-	-	-				-	-	-	-	-	-	-	-	-
		151~200					-	-	-	-	-	-	-	-					-	-	-	-	-	-	-	-
		201~250						-	-	-	-	-	-	-						-	-	-	-	-	-	-
		251~300							-	-	-	-	-	-							-	-	-	-	-	-
		301~350								-	-	-	-	-								-	-	-	-	-
		351~400									-	-	-	-									-	-	-	-
		401~450										-	-	-										-	-	-
		451~500											-	-											-	-
		501~550												-												-
		551~600																								
		601~650																								
		651~700																								
		701~750																								
		751~800																								
	15	20~ 50		-	-	-	-	-	-	-	-	-	-	-		-	-	-	-	-	-	-	-	-	-	-
		51~100			-	-	-	-	-	-	-	-	-	-			-	-	-	-	-	-	-	-	-	-
		101~150				-	-	-	-	-	-	-	-	-				-	-	-	-	-	-	-	-	-
		151~200					-	-	-	-	-	-	-	-					-	-	-	-	-	-	-	-
		201~250						-	-	-	-	-	-	-						-	-	-	-	-	-	-
		251~300							-	-	-	-	-	-							-	-	-	-	-	-
		301~350								-	-	-	-	-								-	-	-	-	-
		351~400									-	-	-	-									-	-	-	-
		401~450										-	-	-										-	-	-
		451~500											-	-											-	-
		501~550												-												-
		551~600																								
		601~650																								
		651~700																								
		701~750																								
		751~800																								

■Tolerance Selection Charge

Additional Price		Unit Price B: 20~100	101~200
A	20~100		-
	101~200		

■Hole Machining Charge

With Holes	Unit Price Bolt Nominal: N (Through Hole)	Z (Counterbore Hole)	M (Threaded Insert)
2H			
4H			
6H			

The price of Hole Type is Standard Type Unit Price plus Hole Machining Charge.

(Ex.) Part Number - A - B - T - F - G - Bolt Nominal Dia.
HIPYA4H - 300 - 200 - 10 - F240 - G160 - Z6

(Standard Type Unit Price) + (Hole Machining Charge) = Hole Machined Type Unit Price