Fluororubber Sheets

■Fluororubber has excellent chemical resistance and the best heat resistance among rubbers. ■Oil-resistant adhesives are available as an alternative.
For Rubber Gaskets, see P.455. For Rubber Blocks, see P.422.



A Selectable Type		A, B Configurable Type		M Material	H Hardness	Color
No Adhesive	Adhesive	No Adhesive	Adhesive			
RBFM	RBFMA	RBFMF	RBFMFA	Fluororubber (FPM)	Shore A80	Black
RBLM	RBLMA	RBLMF	RBLMFA	Fluororubber (FPM)	Shore A60	Black
RBFW	RBFWA	RBFWF	RBFWFA	Fluororubber (FPM)	Shore A70	White

Adhesive thickness is 0.14 ~ 0.2mm.
For Adhesive Strength Data, see P438 (ADTR).
For oil-resistant adhesive strength, P.420
Temperature limit for seals is 80°C.

■Accuracy Standards

T Tolerance

T	Tolerance
0.5	±0.2
1~3	±0.3
5	±0.4
10	±0.6
15~30	-0.5~+2.0

A, B Tolerance

A, B	Tolerance
200 or Less	±0.5
201~300	±1.0
301~500	±1.5

■Square Type

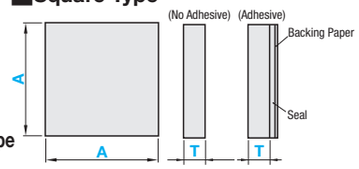

■Band Type

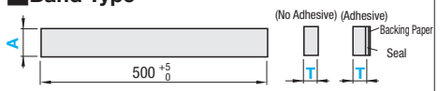

■A, B Configurable - Standard Type

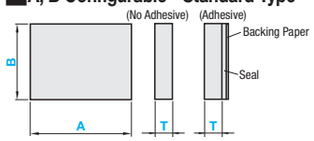

Hole Machining Details

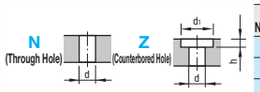

Screw Nominal Dia.	3	4	5	6	8	10
d	3.5	4.5	5.5	6.5	9	12
d1	6.5	8	9.5	11	14	17.5
h	3.5	4.5	5.5	6.5	9	11

■A, B Configurable - Hole Type

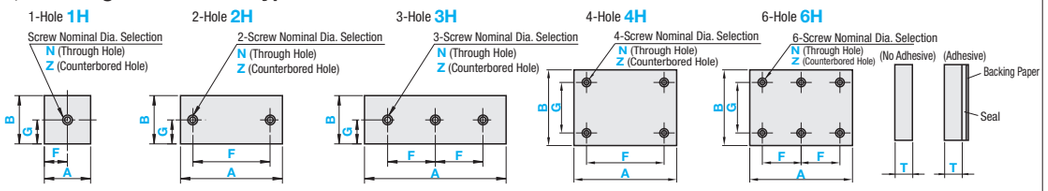

For Adhesive Type T5 or more, the adhesive tape may tear from the body. Please use it as temporary fixing, or in combination with bolt fixing.
A, B dimension tolerance has been changed. Please refer to the accuracy standards above.

■Square Type

Part Number Type		T	A Selection
No Adhesive	Adhesive	0.5	300
RBFM	RBFMA	1	500
RBLM	RBLMA	2	
RBFW	RBFWA	3	
		5	RBFM, RBFMA of T15 or more 300 Only
		10	
		15	
		20	
(For exceptions in T dimensions, see below.)		30	

For RBLM and RBLMA, T=15, 20, 30 are not available.
For RBFW and RBFWA, only T=1, 2, 3, 5 are available.

■Band Type

Part Number Type		T	A Selection
No Adhesive	Adhesive	0.5	3
RBFM	RBFMA		5
RBLM	RBLMA	1	10
RBFW	RBFWA		20
		2	30
		3	40
		5	50
			80
(For exceptions in T dimensions, see below.)		10	100

For RBFW and RBFWA, T=0.5, 10 are not available.

■A, B Configurable - Standard Type

Part Number Type		T	1mm Increment A	1mm Increment B
No Adhesive	Adhesive	0.5	10~500	10~500
RBFMF	RBFMFA	1		
RBLMF	RBLMFA	2		
RBFWF	RBFWFA	3	RBFMF, RBFMFA of T15 or more 10~300 Only	RBFMF, RBFMFA of T15 or more 10~300 Only
		5		
		10		
		15		
(For exceptions in T dimensions, see below.)		20		
		30		

A≥B≥T
For RBLMF and RBLMFA, T=15, 20, 30 are not available.
For RBFWF and RBFWFA, only T=1, 2, 3, 5 are available.

■A, B Configurable - Hole Type

Part Number Type		Nominal	T	1mm Increment (A≥B≥T) A	1mm Increment (A≥B≥T) B	0.5mm Increment F	0.5mm Increment G	Screw Nominal Dia. Selection N (Through Hole)	Screw Nominal Dia. Selection Z (Counterbored Hole)
No Adhesive	Adhesive	1H	0.5	25~500	25~500	5~495 (1H Type)	5~495 (1H, 2H, 3H Types)	3	-
RBFMF	RBFMFA		1						-
RBLMF	RBLMFA	2H	2			9~491 (2H, 4H Types)	9~491 (4H, 6H Types)	4	-
RBFWF	RBFWFA	3H	3					5	-
			5			9~245 (3H, 6H Types)		6	-
		4H	10					8	3 4
		6H	15			9~291 (1H, 2H, 4H Types) 9~145 (3H, 6H Types)	5~295 (1H, 2H, 3H Types) 9~291 (4H, 6H Types)	10	4 5 6 8
(For exceptions in T dimensions, see below.)			20						4 5 6 8
			30						4 5 6 8 10

For RBLMF and RBLMFA, T=15, 20, 30 are not available. For RBFWF and RBFWFA, only T=1, 2, 3, 5 are available. A≥B≥T
Dimension F Specification Range: For 1H: $d(d_1)/2+2.5 \le F \le A-d(d_1)/2-2.5$, for 2H, 4H: $d(d_1)+5 \le F \le A-d(d_1)-5$, for 3H, 6H: $d(d_1)+5 \le F \le A/2-d(d_1)/2-2.5$.
Dimension G Specification Range: For 1H, 2H, 3H: $d(d_1)/2+2.5 \le G \le B-d(d_1)/2-2.5$, for 4H, 6H: $d(d_1)+5 \le G \le B-d(d_1)-5$. (d for through holes, d_1 for counterbored holes.)

Ordering Example

■Square Type, Band Type

Part Number - A
RBFM5 - 100

■A, B Configurable - Standard / Hole Type

Part Number - A - B - F - G - Screw Nominal Dia.
RBFMF10 - 110 - 65
RBFMF4H20 - 200 - 150 - F140 - G100 - Z5

The price of this product is the unit price shown in the table multiplied by material multiplier:
(Ex.) Part Number - A - B >>
RBLMF10 - 500 - 400
(Unit Price) x (Material Multiplier) = Unit Price of Standard Type

■Square Type

Part Number Type	T	Unit Price A 300	Unit Price A 500
No Adhesive	0.5		
RBFM (x1.0)	1		
RBLM (x1.1)	2		
RBFW (x2.5)	3		
	5		
Adhesive	10		
RBFMA (x1.1)	15		
RBLMA (x1.2)	20		-
RBFWA (x2.8)	30		
( ) Material Multiplier			

■Band Type

Part Number Type	T	Unit Price A 3	5	10	20	30	40	50	80	100
No Adhesive	0.5									
RBFM (x1.0)	1									
RBLM (x1.1)	2									
RBFW (x2.5)	3									
Adhesive	5									
RBFMA (x1.1)	10									
RBLMA (x1.2)										
RBFWA (x2.7)										
( ) Material Multiplier										

The price of the Hole Type is found by adding the standard type unit price and the hole machining charge.

■A, B Configurable - Standard / Hole Type

Part Number Type	T	A	Unit Price B 10~50	51~100	101~200	201~300	301~400	401~500
No Adhesive	0.5	10~50		-	-	-	-	-
RBFMF		51~100						
(x1.0)		101~200						
		201~300						
RBLMF		301~400						
(x1.1)		401~500						
	1	10~50		-	-	-	-	-
RBFWF		51~100						
(x2.5)		101~200						
		201~300						
Adhesive		301~400						
RBFMFA		401~500						
(x1.1)	2	10~50		-	-	-	-	-
		51~100						
RBLMFA		101~200						
(x1.2)		201~300						
		301~400						
RBFWFA		401~500						
(x2.7)	3	10~50		-	-	-	-	-
		51~100						
( ) Material Multiplier		101~200						
		201~300						
		301~400						
		401~500						
	5	10~50		-	-	-	-	-
		51~100						
		101~200						
		201~300						
		301~400						
		401~500						

For RBLMF and RBLMFA, T=15, 20, 30 are not available.
For RBFWF and RBFWFA, only T=1, 2, 3, 5 are available.

Part Number Type	T	A	Unit Price B 10~50	51~100	101~200	201~300	301~400	401~500
No Adhesive	10	10~50		-	-	-	-	-
RBFMF		51~100						
(x1.0)		101~200						
		201~300						
RBLMF		301~400						
(x1.1)		401~500						
	15	15~50		-	-	-	-	-
Adhesive		51~100						
RBFMFA		101~200						
(x1.1)		201~300						
	20	20~50		-	-	-	-	-
RBLMFA		51~100						
(x1.2)		101~200						
		201~300						
( ) Material Multiplier	30	30~50		-	-	-	-	-
		51~100						
		101~200						
		201~300						

Yellowing of White Rubber: Please note upon application that yellowing is more pronounced compared to black rubber.

■Hole Machining Charge

Hole Type	Screw Nominal N (Through Hole)	Screw Nominal Z (Counterbored Hole)
1H		
2H		
3H		
4H		
6H		

(Ex.) Part Number - A - B - F - G - Screw Nominal Dia. >>
RBFMF4H10 - 200 - 180 - F160 - G140 - Z3

(Standard Type Unit Price) + (Hole Machining Charge) = (Hole Type Unit Price)

Alterations

Part Number - A - B - F - G - Screw Nominal Dia. - (XC, YC, KT2)
RBFMF4H5 - 100 - 80 - F65 - G40 - N4 - YC30
RBFMFA2 - 250 - 150 - KT2

	Hole Position from Left	Hole Position	Adhesive Type Change
Alterations	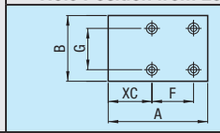	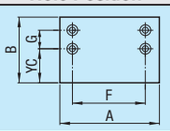	Changes to oil-resistant adhesives.
Code	XC	YC	KT2
Spec.	XC=1mm Increment 5≤XC≤486 (2H, 4H Types) $d(d_1)/2+2.5 \le XC \le A-F-d(d_1)/2-2.5$ (3H, 6H Types) $d(d_1)/2+2.5 \le XC \le A-2F-d(d_1)/2-2.5$	YC=1mm Increment 5≤YC≤486 $d(d_1)/2+2.5 \le YC \le B-G-d(d_1)/2-2.5$	Not available for No Adhesive Type. Only available for T=1, 2, 3. Band Type A=3 or 5 is not selectable. Not available for RBFWA and RBFWFA. Ordering Code KT2

■Price of Urethane Sheets with Oil-Resistant Adhesives

KT2 (A dimension)	Machining Charge
10~100	
101~200	
201~300	
301~400	
401~500	

*Alteration Code for NTNF and NTNFF has changed to KT2.