

CENTER RAILS

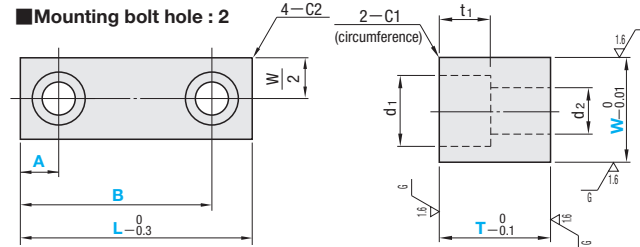
—FREE DESIGNATION TYPE—

Non JIS material definition is listed on P.1351 - 1352

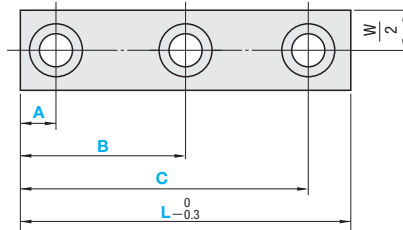


RoHS

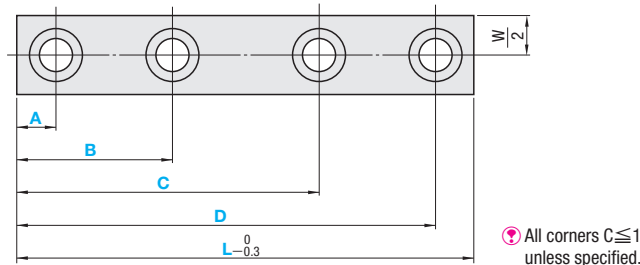
Mounting bolt hole : 2



Mounting bolt hole : 3



Mounting bolt hole : 4



All corners $C \leq 1$ unless specified.

Part Number	M	H
FCGS2M · FCGS3M · FCGS4M	SKS3	53~56HRC
FCGM2M · FCGM3M · FCGM4M	HPM2T equivalent	37~41HRC

Table for Bolt Hole Size

W	T	d ₁	d ₂	t ₁
12	10~30	8	4.5	5
	10~14	8	4.5	5
15	15~40	9.5	5.5	6
	15~24	11	6.5	7
20	25~50	14	9	9

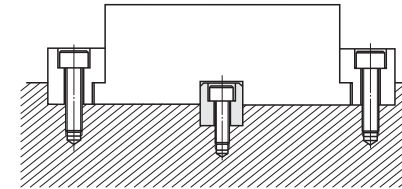


Price

Quotation



Example



Part Number	Type	W	T		L		Bolt hole pitch 0.5mm increments			
			1mm increments	5mm increments	A	B	C	D		
FCGS2M (2 holes)	FCGS3M (3 holes) FCGS4M (4 holes) (SKS3)	12	10~30	40~100	6 ≤ A ≤ B - 10	A + 10 ≤ B ≤ C - 10	B + 10 ≤ C ≤ D - 10	C + 10 ≤ D ≤ L - 6		
6 ≤ A ≤ B - 10					A + 10 ≤ B ≤ C - 10	B + 10 ≤ C ≤ D - 10	C + 10 ≤ D ≤ L - 6			
7 ≤ A ≤ B - 11.5		A + 11.5 ≤ B ≤ C - 11.5	B + 11.5 ≤ C ≤ D - 11.5	C + 11.5 ≤ D ≤ L - 7						
FCGM2M (2 holes)	FCGM3M (3 holes) FCGM4M (4 holes) (HPM2T equivalent)	20	15~24	40~150	7.5 ≤ A ≤ B - 13	A + 13 ≤ B ≤ C - 13	B + 13 ≤ C ≤ D - 13	C + 13 ≤ D ≤ L - 7.5		
9 ≤ A ≤ B - 16			A + 16 ≤ B ≤ C - 16		B + 16 ≤ C ≤ D - 16	C + 16 ≤ D ≤ L - 9				



Order

Part Number — T — L — A — B — C — D
FCGS4M12 — 13 — 100 — A13.0 — B33.5 — C54.5 — D78.5



Days to Ship

Quotation