LEADER BUSHINGS

—HEAD TYPE WITH OIL GROOVE—

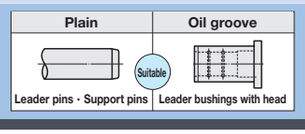

RoHS

GBHE

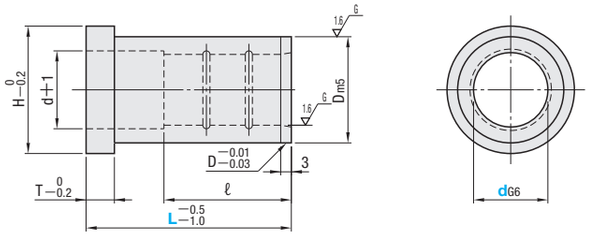

M SUJ2
H 58HRC～

dG6		T	Dm5		H	ℓ L15	L20	L25	L30	L35	L40	L45	L50	L60	L70	L80	L90	L100	L110	L120	L130	L140	L150
8	+0.014 +0.005	5	12	+0.015 +0.007	14	15	15	15	—	—	—	—	—	—	—	—	—	—	—	—	—	—	—
10			14		16	15	20	20	20	20	20												
12	+0.017 +0.006		18		22	15	20	25	25	25	25	25	25										
13			20	+0.017 +0.008	25	15	20	25	25	25	25	25	25										
16		6	25		30	15	20	25	30	35	30	30	30										
20	+0.020 +0.007	8	30		35	—	20	25	30	35	40	40	40	40	40	40							
25			35	+0.020 +0.009	40		20	—	30	35	40	45	50	50	50	50	50	50	50	50	50	—	—
28			40		45		—	25	30	35	40	45	50	56	56	56	—	—	—	—	—		
30			42		47			25	30	35	40	45	50	60	60	60	60	60	60	60	60		
32	+0.025 +0.009		45		50			25	30	35	40	45	50	60	60	60	60	60	60	—	—		
35			48		54			—	30	35	40	—	50	60	70	70	70	70	70	70	70		
36			50		55				30	35	40		50	60	70	—	—	—	—	—	—		
40		10	55	+0.024 +0.011	60			—	30	35	40	45	50	60	70	80	80	80	80	80	80		
50		12	70		75				—	—	40	45	50	60	70	80	90	100	100	100	100	100	100
60	+0.029 +0.010		80		86						—	—	—	60	70	80	90	100	110	120	120	120	120

Part Number Type	d	L15	L20	L25	L30	L35	L40	L45	L50	L60	L70	L80	L90	L100	L110	L120	L130	L140	L150
		U/Price 1～9																	
GBHE	8				—	—	—	—	—										
	10																		
	12									—	—	—	—	—	—	—	—		
	13																		
	16																		
	20	—																	
	25																	—	—
	28		—						Quotation				—	—	—	—	—		
	30																		
	32															—			
	35			—				—											
	36												—	—	—	—	—		
	40																		
	50				—	—													
	60						—	—	—										

Use GBHE d=36 as the bushing for support pin plain type (SPP, SPPZ, SPPZ—XL (D=36)) P.907

Order — Part Number — L
GBHE13 — 40

Price — Quotation

Days to Ship — Quotation

LEADER BUSHINGS

—STRAIGHT TYPE WITH OIL GROOVE—

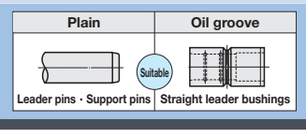

Non JIS material definition is listed on P.1351 - 1352

RoHS

GBSE

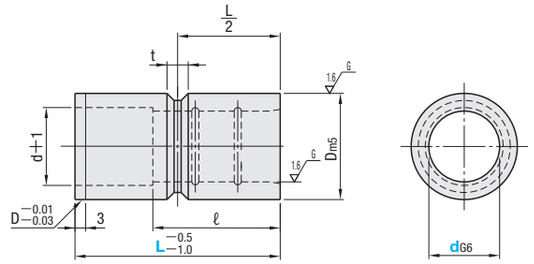

M SUJ2
H 58HRC～

dG6		t	Dm5		ℓ L10	L15	L20	L25	L30	L35	L40	L45	L50	L60	L70	L80	L90	L100	L110	L120
8	+0.014 +0.005	6	12	+0.015 +0.007	10	15	15	15	—	—	—	—	—	—	—	—	—	—	—	—
10			14		10	15	20	20	20	20	20									
12	+0.017 +0.006 (L=10 ···t=4)		18		10	15	20	25	25	25	25									
13			20	+0.017 +0.008	10	15	20	25	25	25	25									
16			25		10	15	20	25	30	35	30	30	30							
20	+0.020 +0.007		30		10	15	20	25	30	35	40	40	40	40	40	40				
25		8	35	+0.020 +0.009	—	15	20	25	30	35	40	45	50	50	50	50	50	50	—	—
28			40			—	20	25	30	35	40	45	50	56	—	—	56	—		
30			42				20	25	30	35	40	45	50	60	60	60	60	60		
32	+0.025 +0.009 (L=15 ···t=6)		45				20	25	30	35	40	45	50	60	60	—	—	—		
35			48				—	25	30	35	40	—	50	60	70	70	70	70		
36			50					25	30	—	40		—	—	—	—	—	—		
40			55	+0.024 +0.011				25	30	35	40	45	50	60	70	80	80	80	80	80
50			70					—	30	35	40	45	50	60	70	80	90	100	100	100
60	+0.029 +0.010		80						—	—	—	—	50	60	70	80	90	100	110	120

Part Number Type	d	L10	L15	L20	L25	L30	L35	L40	L45	L50	L60	L70	L80	L90	L100	L110	L120
		U/Price 1～9															
GBSE	8					—	—	—									
	10								—	—							
	12										—	—	—	—	—		
	13																
	16																
	20																
	25															—	—
	28								Quotation			—	—		—		
	30																
	32													—	—		
	35	—	—														
	36						—		—			—	—	—	—		
	40			—													
	50				—												
	60					—	—	—	—								

Use GBSE d=36 as the bushing for support pin plain type (SPP, SPPZ, SPPZ—XL (D=36)) P.907

Order — Part Number — L
GBSE32 — 80

Days to Ship — Quotation

Price — Quotation

Example

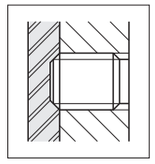

■Stopper for The Straight Leader Bushing

Screw plugs are commonly used as a stopper to hold down straight leader bushings.
The bushing is provided with a groove on its outer circumference where the screw plug is locked in. Since the screw plug does not directly hold the bushing's thin wall, deflection of its internal diameter can be minimized.
When L=10 (d=8～20) or L=15 (d=25), screw plug is the value in ( ).

Leader bushing 's internal diameter (d)	Applicable screw plugs
8～20	MSW 6 (4)
25～60	MSW 8 (6)